

(1) (a) Statement showing Shareholding pattern


Name of the company : PITTI LAMINATIONS LIMITED

Scrip Code, Name of the Scrip, Class of security : 513519, PITTILAM, EQUITY SHARES

Period ending 31.12.2014

Partly paid-up shares	No. of partly paid-up shares	As a% of total no. of partly paid-up shares	As a% of total no. of shares of the company
Held by Promoter / Promoters Group	---	---	---
Held by Public	---	---	---
<b>Total</b>	---	---	---
Outstanding convertible securities	No. of outstanding securities	As a% of total no. of outstanding convertible securities	As a% of total no. of shares of the company, assuming full conversion of the convertible securities
Held by Promoter / Promoters Group	---	---	---
Held by Public	---	---	---
<b>Total</b>	---	---	---
Warrants	No. of warrants	As a% of total no. of warrants	As a% of total no. of shares of the company, assuming full conversion of warrants
Held by Promoter / Promoters Group	---	---	---
Held by Public	---	---	---
<b>Total</b>	---	---	---
<b>Total paid-up capital of the company assuming full conversion of warrants and convertible securities</b>	<b>13491700</b>		

For PITTI LAMINATIONS LTD.

  
Satyabrata Padhi  
Company Secretary

Category Code	Category of shareholder	Number of shareholders	Total number of shares	Number of shares held in dematerialized form	Total shareholding as a percentage of total number of shares		Shares Pledged	
					As a % of (A+B)	As a % of (A+B+C)	Number of shares	As a percentage (IX)=(VIII/IV)*100
(I)	(II)	(III)	(IV)	(V)	(VI)	(VII)	(VIII)	(IX)
<b>(A)</b>	<b>Shareholding of Promoter and Promoter Group</b>							
<b>1</b>	<b>Indian</b>							
(a)	Individuals/ Hindu Undivided Family	6	4604690	4604690	34.13	34.13	0	--
(b)	Central Government/ State Government(s)	--	--	--	--	--	--	--
(c)	Bodies Corporate	1	3490000	3490000	25.87	25.87	0	--
(d)	Financial Institutions/ Banks	--	--	--	--	--	--	--
(e)	Any Other (specify)	--	--	--	--	--	--	--
	<b>Sub-Total (A)(1)</b>	<b>7</b>	<b>8094690</b>	<b>8094690</b>	<b>60.00</b>	<b>60.00</b>	<b>0</b>	<b>--</b>
<b>2</b>	<b>Foreign</b>							
(a)	Individuals (Non-Resident Individuals/ Foreign Individuals)	--	--	--	--	--	--	--
(b)	Bodies Corporate	--	--	--	--	--	--	--
(c)	Institutions	--	--	--	--	--	--	--
(d)	Any Other (specify)	--	--	--	--	--	--	--
	<b>Sub-Total (A)(2)</b>	<b>--</b>	<b>--</b>	<b>--</b>	<b>--</b>	<b>--</b>	<b>--</b>	<b>--</b>
	<b>Total Shareholding of Promoter and Promoter Group (A)= (A)(1)+(A)(2)</b>	<b>7</b>	<b>8094690</b>	<b>8094690</b>	<b>60.00</b>	<b>60.00</b>	<b>0</b>	<b>--</b>
<b>(B)</b>	<b>Public shareholding</b>							
<b>1</b>	<b>Institutions</b>							
(a)	Mutual Funds/ UTI	--	--	--	--	--	--	--
(b)	Financial Institutions/ Banks	2	107783	107683	0.80	0.80	0	0.00
(c)	Central Government/ State Government(s)	--	--	--	--	--	--	--
(d)	Venture Capital Funds	--	--	--	--	--	--	--
(e)	Insurance Companies	--	--	--	--	--	--	--
(f)	Foreign Institutional Investors	--	--	--	--	--	--	--
(g)	Foreign Venture Capital Investors	--	--	--	--	--	--	--
	<b>Sub-Total (B)(1)</b>	<b>2</b>	<b>107783</b>	<b>107683</b>	<b>0.80</b>	<b>0.80</b>	<b>0</b>	<b>0.00</b>
<b>2</b>	<b>Non-institutions</b>							
(a)	Bodies Corporate	184	1151538	1149938	8.54	8.54		
(b)	Individuals -							
	i. Individual shareholders holding nominal share capital up to Rs. 1 lakh.	8881	2492776	2100737	18.48	18.48		
	ii. Individual shareholders holding nominal share capital in excess of Rs. 1 lakh.	42	1538239	1538239	11.40	11.40		
(c)	NRI	59	83501	82501	0.62	0.62		
(d)	Other clearing members	44	23173	23173	0.17	0.17		
	<b>Sub-Total (B)(2)</b>	<b>9210</b>	<b>5289227</b>	<b>4894588</b>	<b>39.20</b>	<b>39.20</b>	<b>NA</b>	<b>NA</b>
	<b>Total Public Shareholding (B)= (B)(1)+(B)(2)</b>	<b>9212</b>	<b>5397010</b>	<b>5002271</b>	<b>40.00</b>	<b>40.00</b>	<b>NA</b>	<b>NA</b>
	<b>TOTAL (A)+(B)</b>	<b>9219</b>	<b>13491700</b>	<b>13096961</b>	<b>100.00</b>	<b>100.00</b>	<b>NA</b>	<b>NA</b>
<b>(C)</b>	<b>Shares held by Custodians and against which Depository Receipts have been issued</b>							
(1)	Promoter and Promoter Group	--	--	--	--	--	NA	NA
(2)	Public	--	--	--	--	--	NA	NA
	<b>GRAND TOTAL (A)+(B)+(C)</b>	<b>9219</b>	<b>13491700</b>	<b>13096961</b>	<b>100.00</b>	<b>100.00</b>	<b>NA</b>	<b>NA</b>

For. Dr. PATTI LAMINATIONS-LTD.

Satyabrata Padhi  
Company Secretary



(I)(b) **Statement showing holding of securities (including shares, warrants, convertible securities) of persons belonging to the category "Promoter and Promoter Group"**

Sr. No.	Name of the shareholder	Details of Shares held		Encumbered shares			Details of warrants		Details of convertible securities		Total shares (including underlying shares assuming full conversion of warrants and convertible securities) as a% of diluted share capita
		Number of shares held	As a% of grand total (A)+(B)+(C)	Number	As a percentage a percentage of(A+B)	As a% of grand total (A) + (B) + (C) of sub-clause (I)(a)	Number of warrants held	As a% of total number of warrants of the same class	Number of convertible securities held	As a% total number of convertible securities of the same class	
(I)	(II)	(III)	(IV)	(V)	(VI)=(V)/(III)*100	(VII)	(VIII)	(IX)	(X)	(XI)	(XII)
1	Shri Sharad B Pitti	2137780	15.85	--	--	--	--	--	--	--	--
2	Shri Akshay S Pitti	1579100	11.70	--	--	--	--	--	--	--	--
3	Smt Madhuri S Pitti	781100	5.79	--	--	--	--	--	--	--	--
4	Smt Shanti B Pitti	98210	0.73	--	--	--	--	--	--	--	--
5	Shri Sharad B Pitti (HUF)	8500	0.06	--	--	--	--	--	--	--	--
6	Pitti Electrical Equipment Pvt Ltd	3490000	25.87	--	--	--	--	--	--	--	--
	<b>TOTAL</b>	<b>8094690</b>	<b>60.00</b>								

(I)(c) (i) **Statement showing holding of securities (including shares, warrants, convertible securities) of persons belonging to the category "Public" and holding more than 1% of the total number of shares**

Sr. No.	Name of the shareholder	Number of shares held	Shares as a percentage of total number of shares (i.e., Grand Total (A)+(B)+(C) indicated in Statement at para (I)(a) above)	Details of warrants		Details of convertible securities		Total shares (including underlying shares assuming full conversion of warrants and convertible securities) as a% of diluted share capital
				Number of warrants held	As a% of total number of warrants of the same class	Number of convertible securities held	% w.r.t total number of convertible securities of the same class	
1	Lalita Steel Industries Pvt Ltd	354350	2.63	--	--	--	--	--
2	Barclays Wealth Trustees India Pvt Ltd	223065	1.65	--	--	--	--	--
3	Dhiren Shevanti Shah	200000	1.48	--	--	--	--	--
4	Sharad Kanayal Shah	184390	1.37	--	--	--	--	--
	<b>TOTAL</b>	<b>961805</b>	<b>7.13</b>					

(I)(c) (ii) **Statement showing holding of securities (including shares, warrants, convertible securities) of persons (together with PAC) belonging to the category "Public" and holding more than 5% of the total number of shares**

Sr. No.	Name(s) of the shareholder(s) and the Persons Acting in Concert (PAC) with them	Number of shares	Shares as a percentage of total number of shares (i.e., Grand Total (A)+(B)+(C) indicated in Statement at para (I)(a) above)	Details of warrants		Details of convertible securities		Total shares (including underlying shares assuming full conversion of warrants and convertible securities) as a% of diluted share capital
				Number of warrants	As a% of total number of warrants of the same class	Number of convertible securities held	% w.r.t total number of convertible securities of the same class	
- NIL -								

(I)(d) **Statement showing details of locked-in shares**

Sr. No.	Name of the shareholder	Number of locked-in shares	Locked-in shares as a percentage of total number of shares (i.e., Grand Total (A)+(B)+(C) indicated in Statement at para (I)(a) above)	Promoter / Promoter Group / Public
NIL				

For PITTI LAMINATIONS LTD.

Satyabrata Padhi  
Company Secretary


(II)(a) **Statement showing details of Depository Receipts (DRs)**

Sr. No.	Type of outstanding DR (ADRs, GDRs, SDRs, etc.)	Number of outstanding DRs	Number of shares underlying outstanding DRs	Shares underlying outstanding DRs as a percentage of total number of shares (i.e., Grand Total (A)+(B)+(C) indicated in Statement at para (I)(a) above)
NIL				

(II)(b) **Statement showing Holding of Depository Receipts (DRs), where underlying shares held by promoter /promoter group' are in excess of 1% of the total number of shares**

Sr. No.	Name of the DR Holder	Type of outstanding DR (ADRs, GDRs, SDRs, etc.)	Number of shares underlying outstanding DRs	Shares underlying outstanding DRs as a percentage of total number of shares (i.e., Grand Total (A)+(B)+(C) indicated in Statement at para (I)(a) above)
NIL				


For PITTI LAMINATIONS LTD.

  
Satyabrata Padhi  
Company Secretary

(III) (a) Statement showing the voting pattern of shareholders, if more than one class of shares / securities is issued by the issuer

Category Code	Category of shareholder	Number of Voting Rights held in each class of securities			Total Voting Rights (III+IV+V)	Total Voting rights i.e. (VI)	
		Class X	Class Y	Class Z		As a % of (A+B)	As a % of (A+B+C)
(I)	(II)	(III)	(IV)	(V)	(VI)	(VII)	(VIII)
There are no different classes of shares							

For PITTI LAMINATIONS LTD.

  
Satyabrata Padhi  
Company Secretary